



District Report Card: 2017


| | |
|---------------------------|-----------------------------|
| State: West Bengal | District: Koch Bihar |
| Class: 5 | Subject: Language |
| Schools: 61 | Students: 1247 |


Participation/Coverage


Students

| GENDER  | Boys | | Girls | |
|--|--------|-------|--------|-------|
| | Number | % | Number | % |
| | 644 | 51.64 | 603 | 48.36 |

| AREA  | Rural | | Urban | |
|---|--------|-------|--------|------|
| | Number | % | Number | % |
| | 1130 | 90.62 | 117 | 9.38 |

| CATEGORY  | SC | | ST | | OBC | | GEN | |
|--|--------|-------|--------|------|--------|-------|--------|-------|
| | Number | % | Number | % | Number | % | Number | % |
| | 678 | 54.37 | 7 | 0.56 | 398 | 31.92 | 164 | 13.15 |

| CWSN  | LD | VI | HI | S&LD | ID | Oth |
|--|----|----|----|------|----|-----|
| | 0 | 1 | 1 | 4 | 1 | 59 |

| Management  | Government | | Government-aided | |
|--|------------|-------|------------------|-------|
| | Number | % | Number | % |
| | 366 | 29.35 | 881 | 70.65 |

Average Performance of Students in Language (%)

| Overall | Gender | | Area | | Management | | Social Group | | | |
|---------|--------|--------|-------|-------|------------|-------|--------------|-------|-------|-------|
| | Male | Female | Rural | Urban | Govt. | Aided | SC | ST | OBC | GEN |
| 56.74 | 56.69 | 56.79 | 56.90 | 55.16 | 57.78 | 56.31 | 57.23 | 50.48 | 55.09 | 58.98 |

Performance on Learning Outcomes (LOs)

| Learning Outcomes | Description | Average Performance(%) |
|-------------------|--|------------------------|
| L504 | Reads and comprehends independently storybooks, news items/ headlines, advertisements etc. | 50.39 |
| L508 | Reads text with comprehension, locates details and sequence of events | 59.91 |

| Range of Performance of Students who Answered Correctly | | | | | | | |
|---|-------|-----------|-------|-----------|-------|-----------|-------|
| Below 30% | | 30% - 50% | | 50% - 75% | | Above 75% | |
| Number | % | Number | % | Number | % | Number | % |
| 215 | 17.24 | 296 | 23.74 | 397 | 31.84 | 339 | 27.19 |

Lowest Performing Learning Outcomes (LOs)

- 1 - Reads and comprehends independently storybooks, news items/ headlines, advertisements etc. (50.39)
- 2 - Reads text with comprehension, locates details and sequence of events (59.91)